
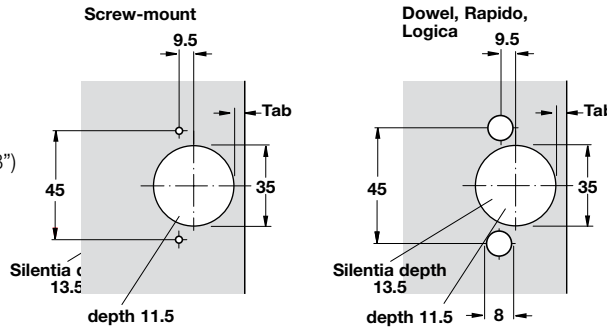



Concealed Hinges

Wide Angle Hinges – Salice

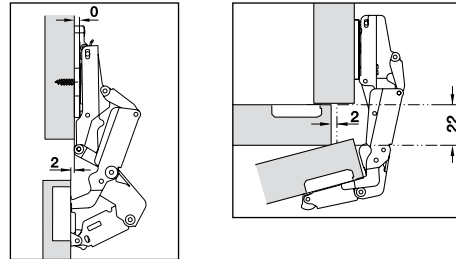
- With integrated soft close
- Door thickness 16 to 28 mm (5/8" to 1 1/8")
- Side panel thickness from 16 mm (5/8")
- Tab: 3 - 8 mm
- Corresponding mounting plates can be found on pages 274–280
- Zero protrusion on full overlay



soft&silent)))



Full overlay mounting with mounting plate.



At opening angle of 90° and mounting plate height = 0 mm, the door swings out laterally 2 mm when opened.

Material: Cup: zinc, die-cast
Hinge arm: steel; Finish: nickel-plated

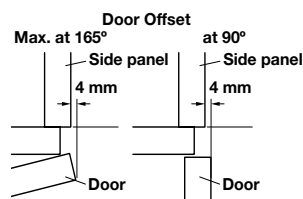


Opening Angle	Closing Method	Mounting	Overlay	Type	Hinge Arm	Model	Item No.
155°	Silentia Soft close	Screw	Full	17		C2PMAD9	329.27.400
155°	Silentia Soft close	Screw	13 mm (1/2")	12		C2PMDD9	329.27.401
155°	Silentia Soft close	Screw	Half	8		C2PMGD9	329.27.402
155°	Silentia Soft close	Dowel	Full	17		C2RMAD9	329.27.410
155°	Silentia Soft close	Dowel	13 mm (1/2")	12		C2RMDD9	329.27.411
155°	Silentia Soft close	Dowel	Half	8		C2RMGD9	329.27.412
165°	Self-close	Screw	Full	17		C2PFA99	329.07.609
165°	Self-close	Screw	Half	8		C2PFG99	329.07.618
165°	Self-close	Screw	Inset	0		C2PFP99	329.07.620
165°	Self-close	Dowel	Full	17		C2RFA99	329.07.654
165°	Self-close	Dowel	Half	8		C2RFG99	329.07.663
165°	Self-close	Dowel	Inset	0		C2RFP99	329.07.670
165°	Self-close	Rapido	Full	17		C27FA99	329.07.680
165°	Self-close	Rapido	Half	8		C27FG99	329.07.681
165°	Self-close	Rapido	Inset	0		C27FP99	329.07.682
165°	Self-close	Logica	Full	17		C2JFA99	329.07.690
165°	Self-close	Logica	Half	8		C2JFG99	329.07.692
165°	Self-close	Logica	Inset	0		C2JFP99	329.07.693

*Packing: 100 pcs.

With doors exceeding 20 mm in thickness, the opening angle is reduced if two doors are mounted in each side of the same panel.

Protrusion shown is based on straight arm and smallest available mounting plate.



Trim Caps, for hinge arm
Material: plastic

Color	Model	Item No.
white	S2XX83A1	329.18.700
black	S2XX83A3	329.18.308

*Packing: 5000 pcs.

Raised flat head screws

page 201

Dimensions in mm
Inches are approximate

*Minimum order quantity is 1 piece.